



# Third Quarter of Fiscal Year Ending March 2026 Financial Results Supplemental Material

Nippon Seiki Co., Ltd. (Ticker:7287)

February 6, 2026

# Executive Summary of Financial Results for Q3 FYE2026

## Result

### Revenue and profit increased driven by sales of motorcycle instruments in ASEAN and India

1. Revenue +2.9% YoY, Operating Profit +52.3% YoY, Profit before Tax +125.4% YoY
  - Strong Sales of Motorcycle Instruments in ASEAN and India
  - Automobile instrument sales decreased due to a slump in China and decreased sales of Head-up Displays (HUD) in North America.
  - Operating profit increased mainly due to increased sales of motorcycle instruments.
  - Profit before income taxes increased significantly due to the posting of foreign exchange gains (foreign exchange losses in Q3 FYE2026).
2. Progress rate against full-year plan; Revenue 73.2% Operating profit 75.8%

## Forecast

### No change on FYE2026 full-year forecast

1. No change on FYE2026 full-year forecast
  - Revenue: 320,000 million yen, Operating Profit 11,300 million yen
  - Profit attributable to owners of parent 8,000 million yen

# Financial Results for Q3 FYE2026

	Q3 (3 months)			Cumulative Q3 (9 months)			Full-year Forecasts	
	FYE2025	FYE2026	YoY	FYE2025	FYE2026	YoY	FYE2026	Progress
Million Yen								
Revenue	<b>75,353</b>	<b>78,120</b>	<b>+3.7%</b>	<b>227,800</b>	<b>234,362</b>	<b>+2.9%</b>	<b>320,000</b>	<b>73.2%</b>
Gross Profit	<b>11,419</b>	<b>12,477</b>	<b>+9.3%</b>	<b>32,839</b>	<b>35,152</b>	<b>+7.0%</b>	-	-
Gross Profit Margin	<b>15.2%</b>	<b>16.0%</b>	-	<b>14.4%</b>	<b>15.0%</b>	-	-	-
Operating Profit	<b>2,181</b>	<b>3,319</b>	<b>+52.2%</b>	<b>5,626</b>	<b>8,566</b>	<b>+52.3%</b>	<b>11,300</b>	<b>75.8%</b>
Operating Profit Margin	<b>2.9%</b>	<b>4.2%</b>	-	<b>2.5%</b>	<b>3.7%</b>	-	<b>3.5%</b>	-
Profit before Tax	<b>2,441</b>	<b>4,678</b>	<b>+91.6%</b>	<b>4,809</b>	<b>10,841</b>	<b>+125.4%</b>	-	-
Profit Attributable to Owners of Parent	<b>1,617</b>	<b>2,873</b>	<b>+77.7%</b>	<b>2,367</b>	<b>6,608</b>	<b>+179.2%</b>	<b>8,000</b>	<b>82.6%</b>

1USD = 148.71 JPY FYE2025 Q3: 152.64 JPY

# Financial Results by Business Segment 1.

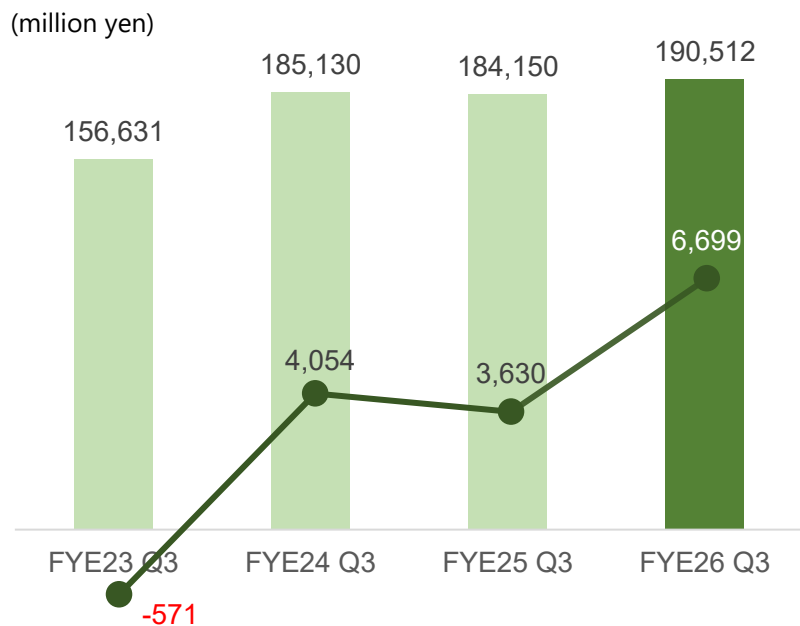
■ **Automobiles** : Revenue; -5.8% YoY Operating Loss; 905 million yen (Q3 FYE2025: Operating loss 1,305 million yen)

- Revenue declined due to sluggish sales in China, a decrease in HUD deliveries in North America, and a one- time payment in Europe.
- The deficit narrowed due to the recording of some development costs in inventories.

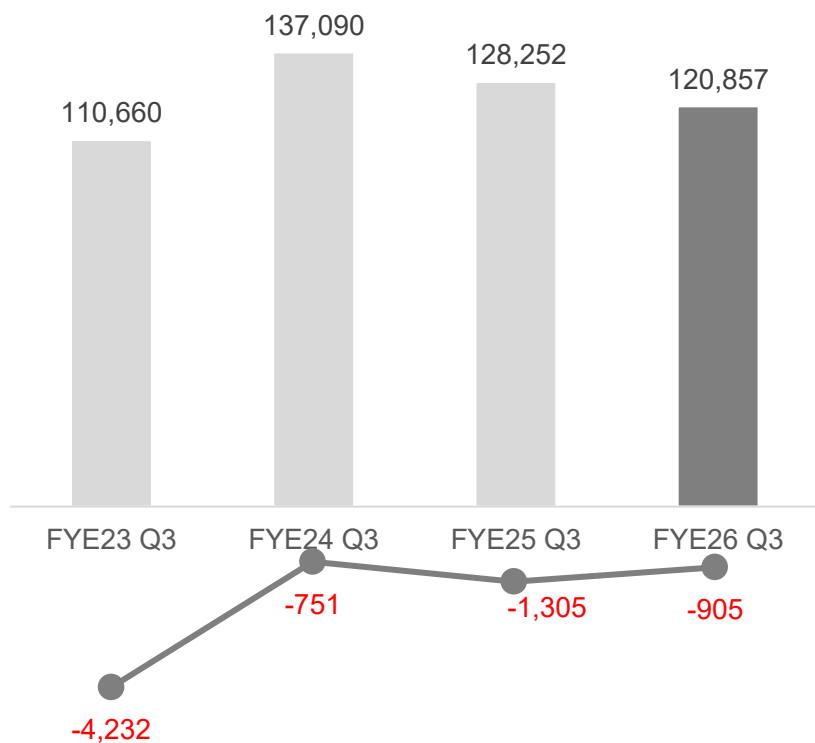
■ **Motorcycles** : Revenue; +27.5% YoY Operating Profit; +45.5% YoY

- Revenue and profit increased due to increased sales in ASEAN, India and Brazil.

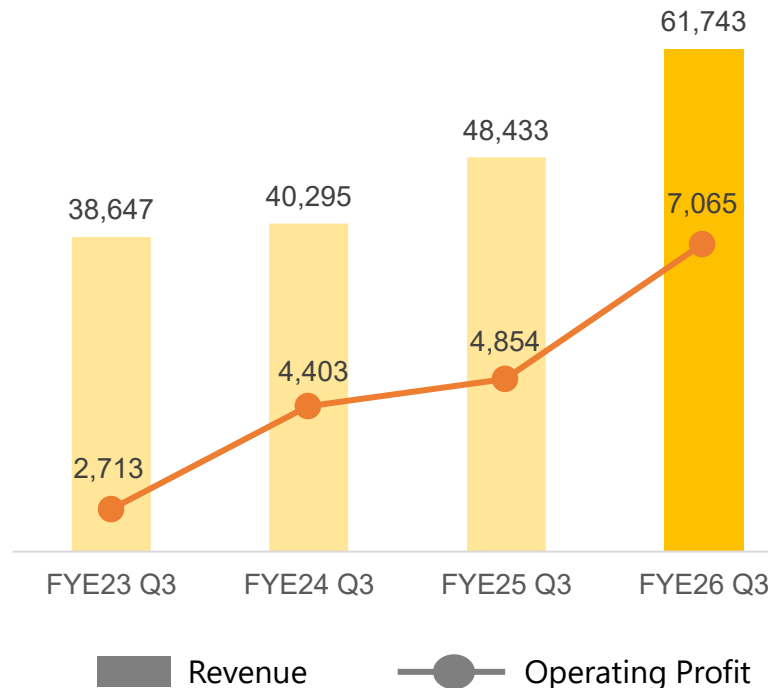
## Automotive



## Automobiles (4 wheeler)



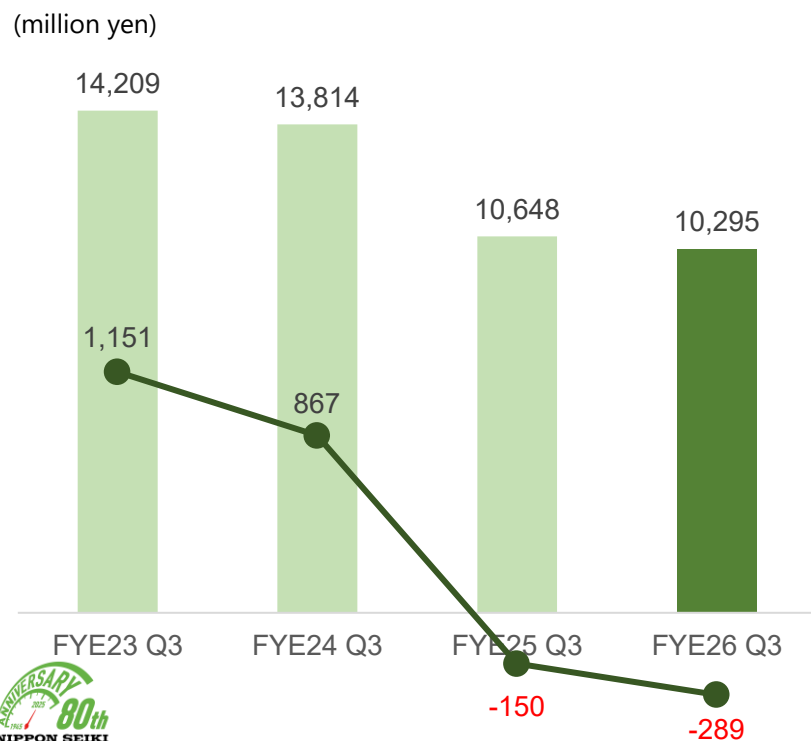
## Motorcycles



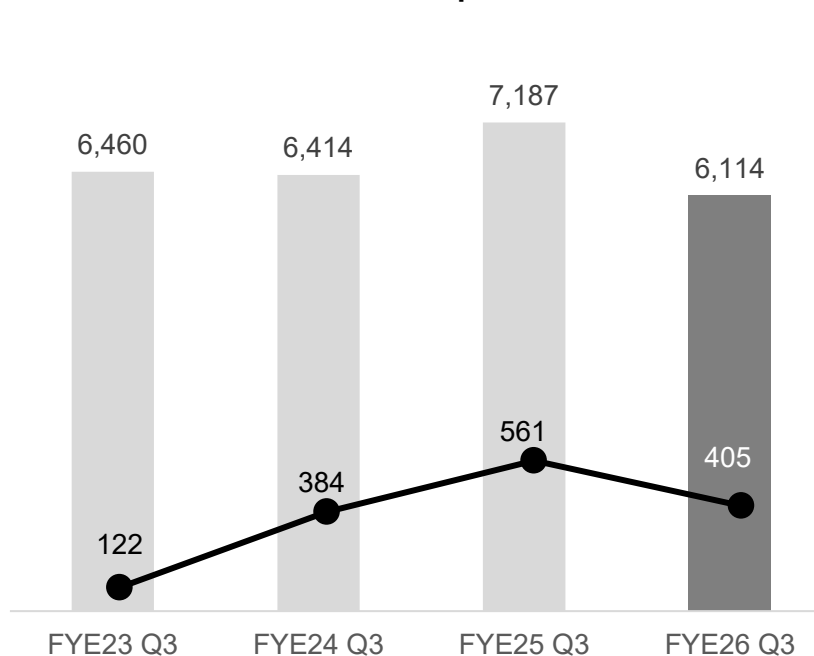
# Financial Results by Business Segment 2.

- Consumer** : Revenue; -3.3% YoY Operating Loss; 289 million yen (Q3 FYE2025: Operating loss 150 million yen)
  - Revenue and profit decreased due to decreased sales of air conditioning and housing equipment controllers.
- Resin Compound** : Revenue; -14.9% YoY Operating Profit; -27.9% YoY
  - Revenue and profit decreased due to decreased sales of resin materials.
- Car Sales** : Revenue; -0.2% YoY Operating Profit; -12.9% YoY
  - Although sales related to automobile maintenance increased, revenue and profit decreased due to the impact of sluggish new car sales.

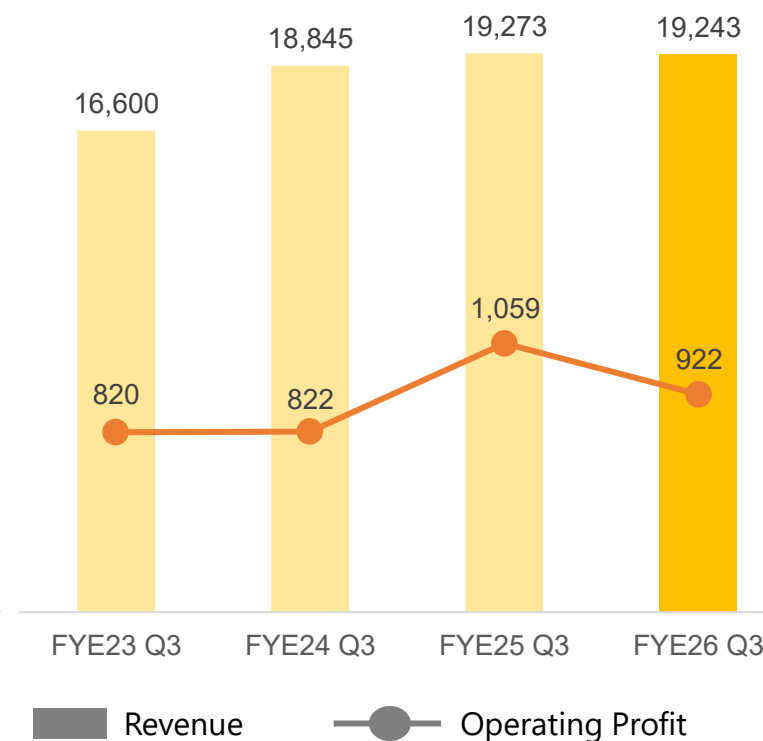
## Consumer



## Resin Compound

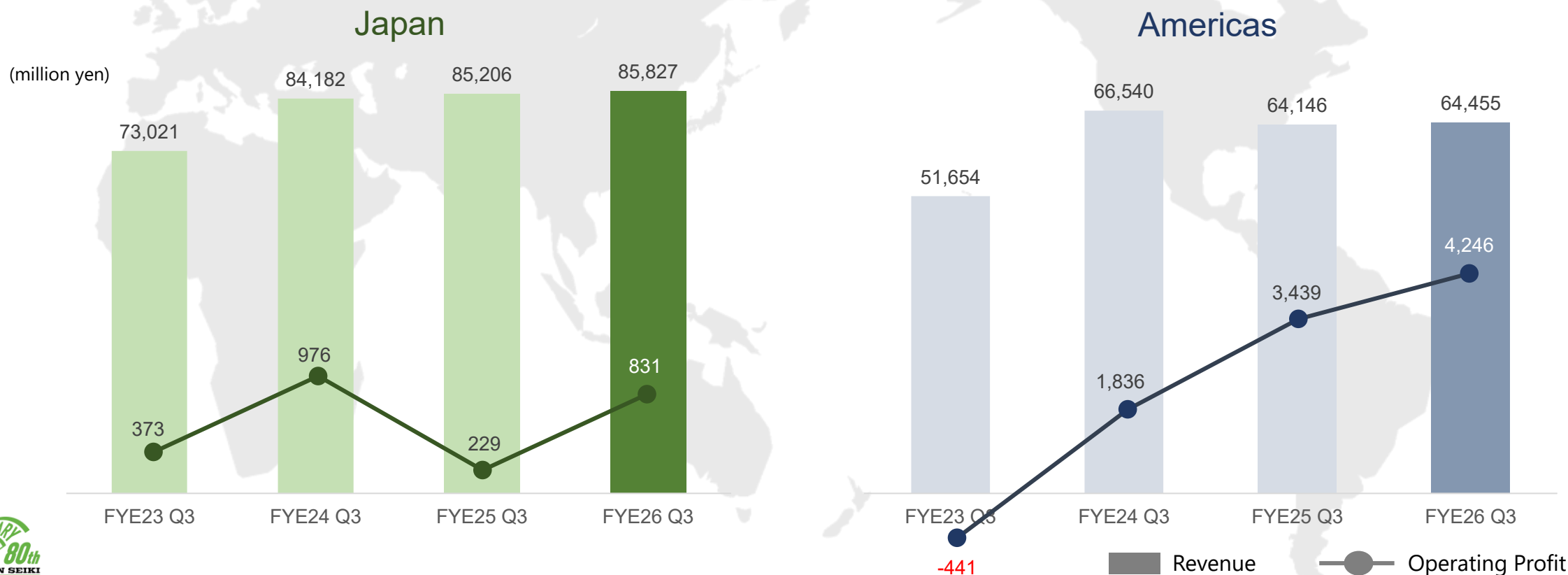


## Car Sales



# Financial Results by Region 1.

- **Japan** : Revenue; +0.7% YoY    Operating Profit; +262.7% YoY
  - Although sales of parts for automobiles and motorcycles decreased, sales of general-purpose instrument and information system services increased, resulting in the same level as FYE25 Q3.
  - Operating profit increased due to the recording of a portion of development expenses in inventories.
- **Americas** : Revenue; +0.5% YoY    Operating Profit; +23.5% YoY
  - Sales and profit increased due to increased sales of motorcycle instruments in Brazil despite struggling automobile instruments. (Revenue excluding foreign exchange effects +3.1%)



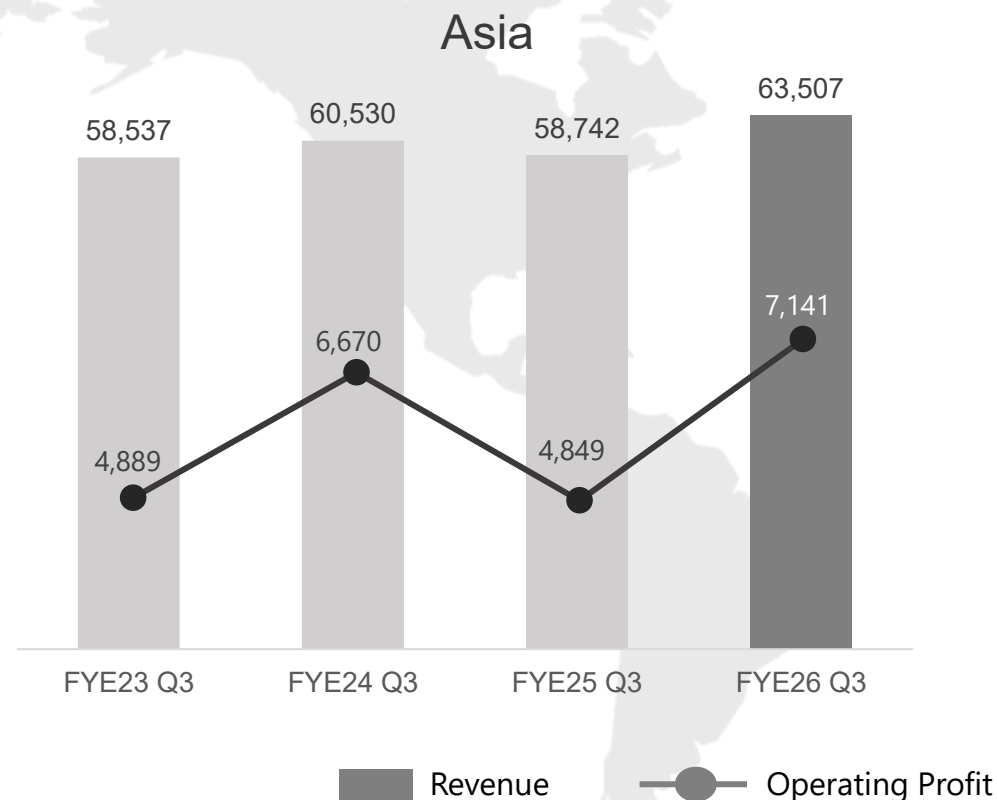
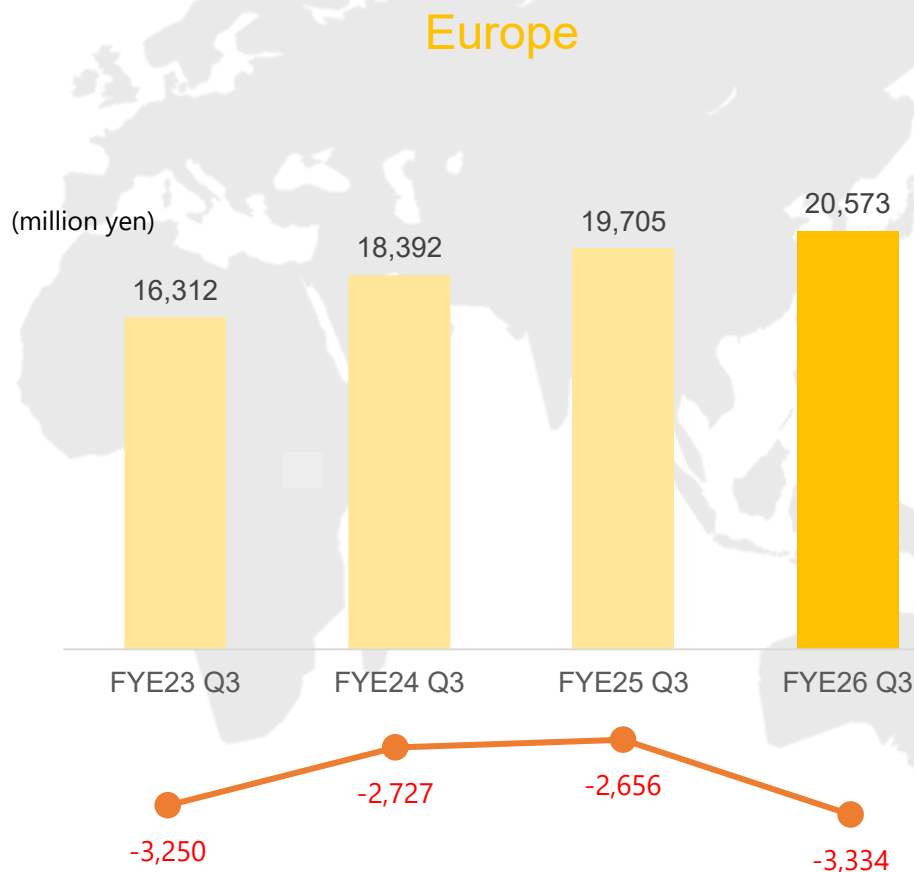
## Financial Results by Region 2.

■ **Europe : Revenue; +4.4% YoY Operating Loss; 3,334 million yen (Q3 FYE2025: Operating loss 2,656 million yen)**

- Revenue increased due to the launch of new HUD models despite sluggish sales of European vehicles in the Chinese market.
- Operating loss increased due to a one- time payment to customer.

■ **Asia : Revenue; +8.1% YoY Operating Profit; +47.3% YoY**

- Strong sales of instruments for motorcycles in ASEAN and India led to an increase in both Revenue and Profit.



## Note

These forecasts are based on currently available information and include risks and uncertainties. Therefore, please refrain from making investment decisions solely based on these forecasts. Actual results may differ materially from these forecasts due to various important factors. Important factors affecting actual results include the political and economic conditions surrounding our company's business areas, and the exchange rate of yen against the dollar and other currencies.